

POWR-GARD® Fuse Datasheet



Expertise Applied | Answers Delivered

TRADITIONAL HIGH-SPEED FUSES

150/250/600 Vac • Very Fast-Acting • 1-1200 A



Specifications

Voltage Ratings

- L15S:** 150 Vac/dc (1 – 60 A)
150 Vac (70 – 1000 A)
100 Vdc (70 – 1000 A)
- L25S:** 250 Vac/dc (1 – 200 A)
250 Vac (225 – 800 A)
200 Vdc (225 – 800 A)
L25S series fuses are Littelfuse Certified for DC ratings shown in Rating Table.
- L60S:** 600 Vac
- OKLC:** 600 Vac

Interrupting Rating

- AC:** 200 kA rms (L15S series 100 kA)
- DC:** 20 kA

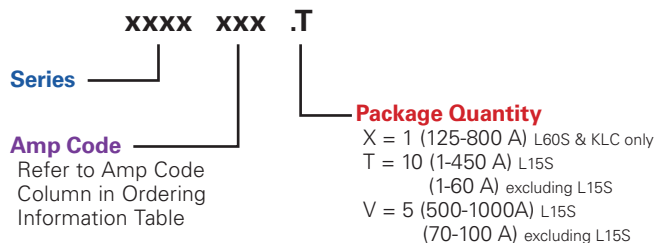
Ampere Range

1 - 1000A (See Ordering Information Table for ratings available in each series)

Approvals

UL Recognized (File: E71611)
CSA Recognized (File: LR29862)

Part Numbering System



Recommended Fuse Holders

- 1LFS101/1LFS102..... 129
- LSCR001/LSCR002..... 127

Web Resources

For additional information, visit: littelfuse.com/high-speed

Note: High-Speed fuses are designed for fixed installations. They are not intended for use in moving vehicle applications.

Ordering Information

AMP CODE	SERIES ORDERING NUMBER			
	L15S	L25S	L60S	OKLC†
001	L15S001	L25S001	L60S001	OKLC001
002	L15S002	L25S002	L60S002	OKLC002
003	L15S003	L25S003	L60S003	OKLC003
004	L15S004	L25S004	L60S004	OKLC004
005	L15S005	L25S005	L60S005	OKLC005
006	L15S006	L25S006	L60S006	OKLC006
007	L15S007	—	—	OKLC007
008	L15S008	L25S008	L60S008	OKLC008
009	L15S009	—	—	—
010	L15S010	L25S010	L60S010	OKLC010
012	L15S012	L25S012	L60S012	OKLC012
015	L15S015	L25S015	L60S015	OKLC015
17.5	—	—	L60S17.5	OKLC17.5
020	L15S020	L25S020	L60S020	OKLC020
025	L15S025	L25S025	L60S025	OKLC025
030	L15S030	L25S030	L60S030	OKLC030
035	L15S035	L25S035	L60S035	OKLC035
040	L15S040	L25S040	L60S040	OKLC040
045	L15S045	L25S045	L60S045	OKLC045
050	L15S050	L25S050	L60S050	OKLC050
060	L15S060	L25S060	L60S060	OKLC060
070	L15S070	L25S070	L60S070	OKLC070
080	L15S080	L25S080	L60S080	OKLC080
090	L15S090	L25S090	L60S090	OKLC090
100	L15S100	L25S100	L60S100	OKLC100
110	—	—	—	OKLC110
125	L15S125	L25S125	L60S125	OKLC125
150	L15S150	L25S150	L60S150	OKLC150
175	—	L25S175	L60S175	OKLC175
200	L15S200	L25S200	L60S200	OKLC200
225	—	L25S225	L60S225	OKLC225
250	L15S250	L25S250	L60S250	OKLC250
275	—	L25S275	—	—
300	L15S300	L25S300	L60S300	OKLC300
350	L15S350	L25S350	L60S350	OKLC350
400	L15S400	L25S400	L60S400	OKLC400
450	L15S450	L25S450	L60S450	OKLC450
500	L15S500	L25S500	L60S500	OKLC500
550	—	—	—	—
600	L15S600	L25S600	L60S600	OKLC600
700	—	L25S700	L60S700	OKLC700
800	L15S800	L25S800	L60S800	OKLC800
1000	L15S1000	—	—	—

† OKLC series fuses are recommended for replacement use only.

POWR-GARD® Fuse Datasheet



TRADITIONAL HIGH-SPEED FUSES

Dimensions

AMPERE RATING	FIG. NO.	DIMENSIONS INCHES (MM)							
		A	B	C	D	E	F	G	H
L15S Series, 150 Vac									
1 – 30	1	1½ (38.1)	—	¾ (9.5)	1¾ (10.3)	—	—	—	—
31 – 60	1	2 (50.8)	—	⅝ (15.9)	1¾ (20.6)	—	—	—	—
61 – 450	3	1⅝ (29.4)	1⅞ (47.6)	2⅜ (55.6)	2⅞ (67.5)	1 (25.4)	⅔ (17.1)	⅝ (7.9)	⅜ (4.8)
451 – 1000	3	1¼ (31.8)	1⅝ (49.2)	2⅞ (65.1)	3½ (88.9)	1½ (38.1)	1 (25.4)	1⅜ (10.3)	¼ (6.4)
L25S Series, 250 Vac									
1 – 30	1	2 (50.8)	—	½ (12.7)	⅞ (14.3)	—	—	—	—
31 – 60	2	1⅝ (41.3)	2¼ (57.2)	2½ (63.5)	3⅜ (81.0)	1⅜ (20.6)	2⅜ (18.3)	1⅜ (8.7)	⅛ (3.2)
61 – 200	3	1⅝ (41.3)	2⅝ (58.7)	2⅞ (61.9)	3⅞ (79.4)	1⅞ (31.0)	1 (25.4)	⅝ (7.9)	⅜ (4.8)
201 – 700	3	1⅞ (40.5)	2⅞ (57.9)	2⅞ (73.8)	3⅞ (97.6)	1½ (38.1)	1 (25.4)	1⅜ (10.3)	¼ (6.4)
701 – 800	3	1⅞ (40.5)	2⅞ (57.9)	2⅞ (73.8)	3⅞ (97.6)	2 (50.8)	1½ (38.1)	1⅜ (10.3)	¼ (6.4)
L60S Series, 600 Vac									
1 – 30	1	5 (127.0)	—	⅝ (15.9)	1⅜ (20.6)	—	—	—	—
31 – 60	2	2⅝ (70.6)	3⅞ (87.3)	3⅞ (93.7)	4⅜ (111.1)	1⅜ (20.6)	2⅜ (18.3)	1⅜ (8.7)	⅛ (3.2)
61 – 100	2	2⅞ (73.8)	3⅞ (89.7)	3⅞ (96.0)	4⅝ (113.5)	1⅞ (27.0)	2⅜ (18.3)	1⅜ (8.7)	⅛ (3.2)
101 – 200	2	2⅞ (73.8)	3⅞ (90.5)	3⅞ (95.3)	4⅝ (111.9)	1⅞ (33.3)	1 (25.4)	⅝ (7.9)	⅜ (4.8)
201 – 400	2	2⅞ (73.8)	3⅞ (100.8)	4⅝ (105.6)	5⅞ (130.2)	1⅞ (40.1)	1 (25.4)	1⅜ (10.3)	¼ (6.4)
401 – 600	2	2⅞ (73.0)	3⅞ (100.8)	4⅞ (105.2)	5⅞ (130.2)	2⅞ (52.8)	1½ (38.1)	1⅜ (10.3)	¼ (6.4)
601 – 800	2	3⅞ (77.0)	5⅞ (133.4)	5⅞ (135.7)	7¼ (184.2)	2½ (63.5)	2 (50.8)	1⅞ (13.5)	⅜ (9.5)
KLC Series, 600 Vac									
1 – 30	2	1⅞ (47.6)	2½ (63.5)	—	2⅞ (73.0)	⅞ (14.3)	1⅜ (10.3)	¼ (6.4)	⅜ (1.2)
31 – 60	2	2⅞ (69.9)	3⅞ (85.7)	3⅞ (92.1)	4⅝ (109.5)	1⅞ (20.6)	2⅜ (18.3)	1⅜ (8.7)	⅛ (3.2)
61 – 100	3	2⅞ (73.0)	3⅞ (92.9)	4⅞ (103.2)	5 (127.0)	1 (25.4)	⅜ (19.1)	1⅜ (10.3)	⅛ (3.2)
101 – 200	3	2⅞ (72.2)	3⅞ (89.7)	4⅞ (111.1)	5⅞ (129.4)	1½ (38.1)	1 (25.4)	1⅜ (10.3)	¼ (6.4)
201 – 400	3	2⅞ (72.2)	4⅞ (118.3)	4⅞ (123.0)	6¼ (158.8)	2 (50.8)	1⅞ (41.3)	⅞ (14.3)	¼ (6.4)
401 – 800	3	2⅞ (72.2)	4⅞ (118.3)	5⅞ (135.7)	6¼ (158.8)	2½ (63.5)	2 (50.8)	⅞ (14.3)	⅜ (9.5)

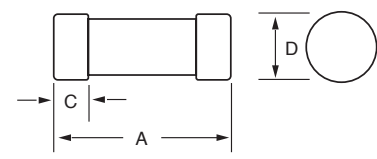


Fig. 1

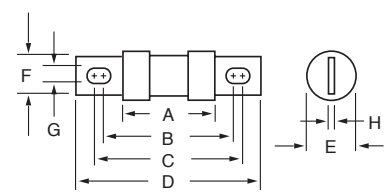


Fig. 2

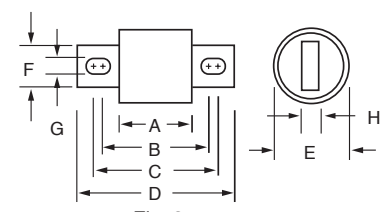


Fig. 3

Note: High-Speed fuses are designed for fixed installations. They are not intended for use in moving vehicle applications.

Disclaimer Notice - Littelfuse products are not designed for, and shall not be used for, any purpose (including, without limitation, automotive, military, aerospace, medical, life-saving, life-sustaining or nuclear facility applications, devices intended for surgical implant into the body, or any other application in which the failure or lack of desired operation of the product may result in personal injury, death, or property damage) other than those expressly set forth in applicable Littelfuse product documentation. Warranties granted by Littelfuse shall be deemed void for products used for any purpose not expressly set forth in applicable Littelfuse documentation. Littelfuse shall not be liable for any claims or damages arising out of products used in applications not expressly intended by Littelfuse as set forth in applicable Littelfuse documentation. The sale and use of Littelfuse products is subject to Littelfuse Terms and Conditions of Sale, unless otherwise agreed by Littelfuse.

Littelfuse.com/Product-Disclaimer