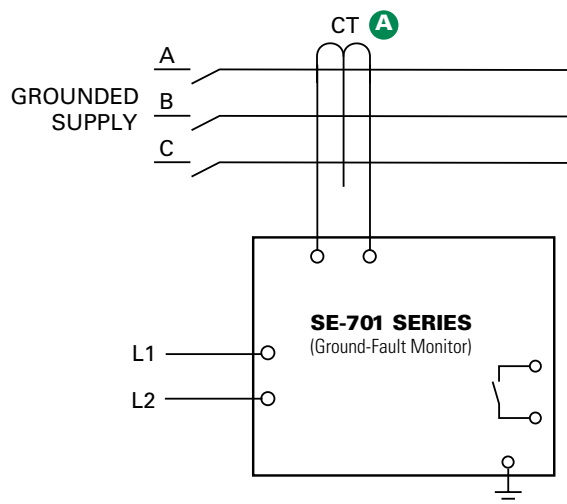


# SE-701 SERIES (PGR-5701)

## Ground-Fault Monitor



### Simplified Circuit Diagram





### Description

The SE-701 is a microprocessor-based ground-fault relay for resistance- and solidly-grounded systems. In addition to common systems, it is uniquely suited for use on systems with significant harmonic content. The SE-701 can provide main-plant protection, feeder-level protection, or individual-load protection. Proper current transformer selection provides the desired pickup range. The output contacts can be connected for use in protective tripping circuits or in alarm indication circuits. The analog output can be used with a PLC or a meter.

### Features & Benefits

FEATURES	BENEFITS
<b>Adjustable pickup (1-99%)</b>	Trip setting based on input CT primary, allows use with any CT. Minimum 50 mA with EFCT Series.
<b>Adjustable time delay (50 ms-2.5 s)</b>	Adjustable trip delay allows quick protection and system coordination
<b>Output contacts</b>	Form A and Form B ground-fault output contacts for operation of separate annunciation and trip circuits
<b>Analog output (0-5 V)</b>	Allows for connecting an optional meter (PGA-0500) or a control system
<b>CT-Loop monitoring</b>	Alarms when CT is not connected
<b>Selectable DFT or peak detection filtering</b>	Compatible with variable-speed drives
<b>Harmonic filtering</b>	Eliminates nuisance tripping
<b>Non-volatile trip memory</b>	Retains trip state while de-energized to simplify troubleshooting
<b>Microprocessor based</b>	No calibration required, saves on maintenance cost
<b>Universal power supply</b>	Allows operation in application where one side of PT is faulted, provides flexibility for numerous applications

### Accessories

- A**  **Ground-Fault Current Transformer**  
 Required current transformer model depends on application. We offer a variety of sensitive CTs with 5- and 30-A primaries.
- B**  **PGA-0500 Analog % Current Meter**  
 Optional panel-mounted analog meter displays ground-fault current as a percentage of the CT primary rating.

### Ordering Information

ORDERING NUMBER	CONTROL POWER
SE-701-OU	120/240 Vac/Vdc
SE-701-OD	12/24 Vdc
SE-701-OT	48 Vdc
SE-701-O3	24 Vac

ACCESSORIES	REQUIREMENT
Current Transformer	Required
PGA-0500	Optional
PMA-55, PMA-60	Optional
SE-EFVC Voltage Clamp	Optional

Note: For optional conformal coating please consult factory.

### Specifications

<b>IEEE Device Numbers</b>	Ground fault (50G/N, 51G/N)
<b>Input Voltage</b>	See ordering information
<b>Dimensions</b>	<b>H</b> 75 mm (3.0"); <b>W</b> 55 mm (2.2"); <b>D</b> 115 mm (4.5")
<b>Trip Level Settings</b>	1-99% CT-Primary Rating
<b>Trip Time Settings</b>	0.05-2.5 s
<b>Contact Operating Mode</b>	Selectable fail-safe or non-fail-safe
<b>Harmonic Filtering</b>	Standard feature
<b>Test Button</b>	Standard feature
<b>Reset Button</b>	Standard feature
<b>CT-Loop Monitoring</b>	Standard feature
<b>Output Contacts</b>	Isolated Form A and Form B
<b>Approvals</b>	CSA certified, UL Listed (E340889), CE (European Union), C-Tick (Australian)
<b>Analog Output</b>	0-5 V
<b>Conformally coated</b>	Consult factory
<b>Warranty</b>	5 years
<b>Mounting</b>	DIN, Surface (standard) Panel (with PMA-55 or PMA-60 adapter)