

POWR-GARD® Blocks and Holders Datasheet



Expertise Applied | Answers Delivered

LF SERIES CLASS J FUSE BLOCKS

600 V



Description

The Littelfuse 600 V Class J blocks offer generous space savings and enhanced value over previous generations, such as indication, snap-to-release DIN rail mounting and universal mounting holes.

Features/Benefits

- Space-saving design – up to 45% smaller
- Universal mounting holes for easy replacement
- Indication offered on all versions except 200–600 A
- One hand release from DIN rail for ferrule style fuses
- Reinforced fuse clips are standard on all Class J blocks
- Covers available for 100 A and lower to enhance safety

Specifications

Voltage Ratings	600 V
Ampere Ratings	0 – 600 A
Leakage Current	<0.6 mA at 600 V
Flammability Rating	UL94 V-0
Approvals	UL Listed (File: E14721) CSA Certified (File: LR7316)
Environmental	RoHS Compliant, Lead (Pb) Free

Recommended Fuses

Time Delay
Series: JTD_ID
Series: JTD

Fast Acting
Series: JLS

For information about Touch-Safe Class J fuse holders:
Littelfuse.com/lfpsj

Web Resources

Sample requests, downloadable CAD drawings, fuse block cover datasheet and other technical information:

Littelfuse.com/fuseblocks
Littelfuse.com/lfj

Ordering Information (Class J 600 V)

AMP RATING	POLES	ORDERING NUMBER				TORQUE	TERMINAL	WIRE RANGE	WIRE TYPE	BASE TEMP RATING	DIN RAIL	INDICATION	COVER ORDERING NUMBER*	
		BASE PART NUMBER	TERMINAL SUFFIX											
			BOX LUG	PRESSURE PLATE	SCREW									
30	1	LFJ600301	CID	PID	SID	2.8 N-m (25 in-lbs)	C	6-14 AWG	CU Only	125°C	•	•	LFJ60030FBC	
	2	LFJ600302	CID	PID	SID		P	10-14 AWG						
	3	LFJ600303	CID	PID	SID		S	10-22 AWG						
60	1	LFJ600601	CID	—	—	5.6 N-m (50 in-lbs)	2-4 AWG		CU-AL	125°C	•	•	LFJ60060FBC	
	2	LFJ600602	CID	—	—		2.8 N-m (25 in-lbs)	6-14 AWG						
	3	LFJ600603	CID	—	—									
100	1	LFJ601001	CID	—	—	13.6 N-m (120 in-lbs)	2/0-6 AWG		CU-AL	130°C	—	•	LFJ60100FBC	
	3	LFJ601003	CID	—	—		4.5 N-m (40 in-lbs)	8 AWG						
							4.0 N-m (35 in-lbs)	10-14 AWG						
200	1	LFJ602001	C	—	—	31.1 N-m (275 in-lbs)	250 kcmil-6		CU-AL	130°C	—	—	—	
	3	LFJ602003	C	—	—									
400	1	LFJ604001	C	—	—	31.1 N-m (275 in-lbs)	(2) 350 kcmil-1/0		CU-AL	130°C	—	—	—	
	3	LFJ604003	C	—	—									
600	1	LFJ606001	C	—	—	42.4 N-m (375 in-lbs)	(2) 500 kcmil-4		CU-AL	130°C	—	—	—	
	3	LFJ606003	C	—	—									

Note: Reinforcing springs standard on all Class J fuse blocks.
*Covers sold individually. One cover needed for each pole.

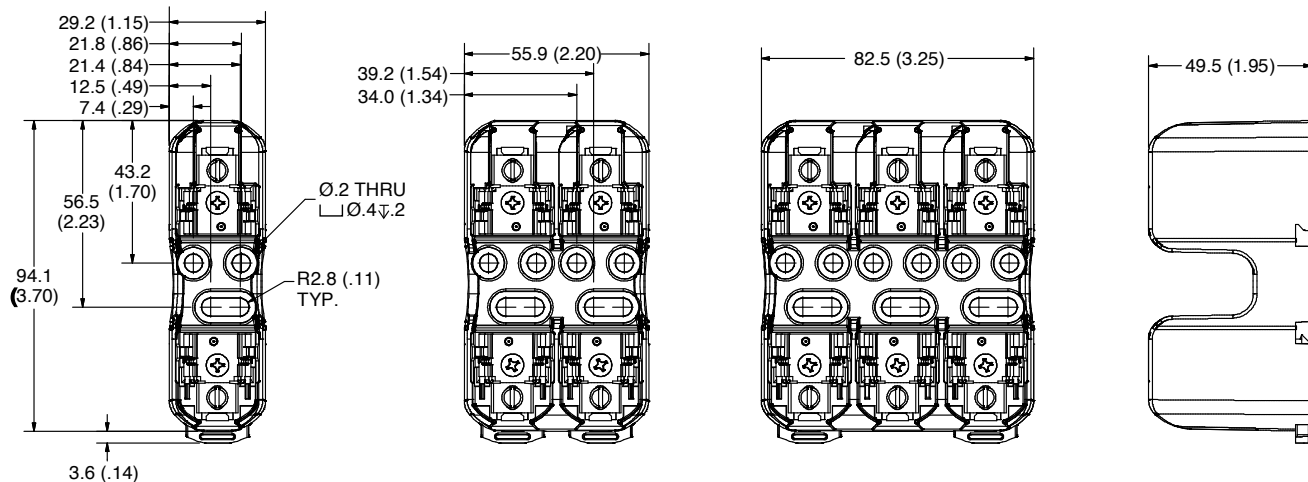
POWR-GARD® Blocks and Holders Datasheet



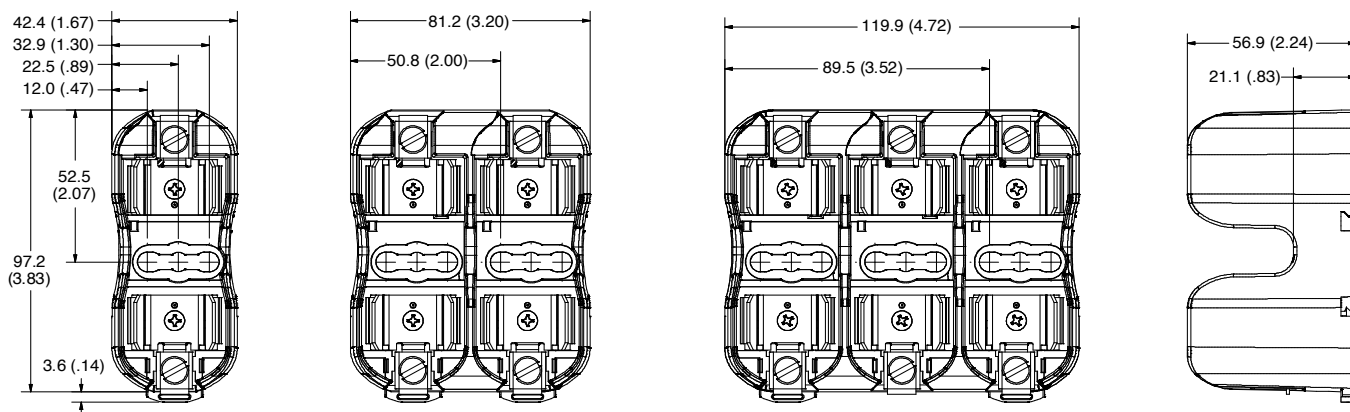
LF SERIES CLASS J FUSE BLOCKS

Dimensions mm (inches)

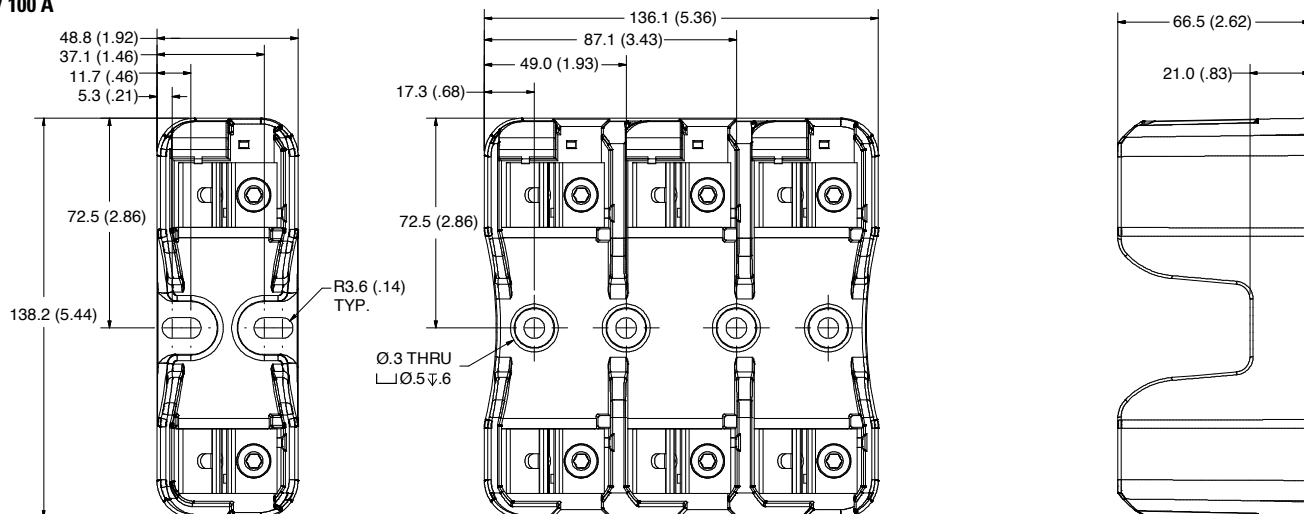
600 V 30 A



600 V 60 A



600 V 100 A



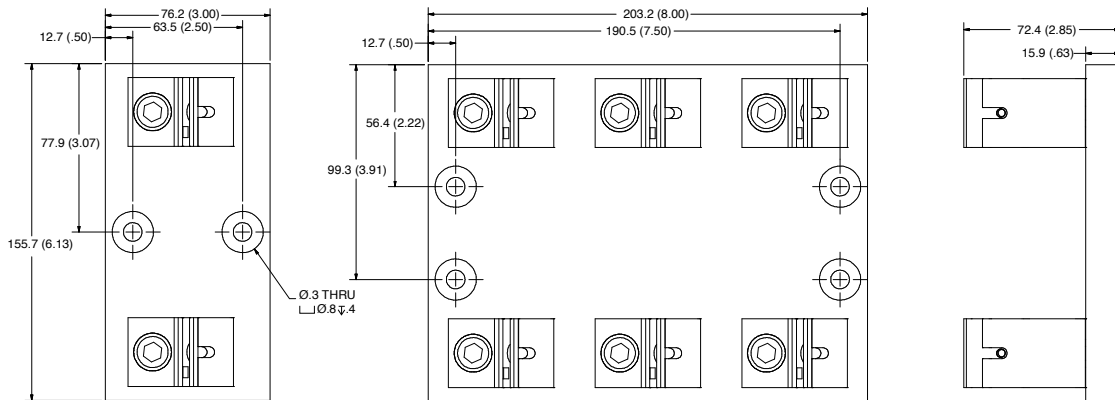
POWR-GARD® Blocks and Holders Datasheet



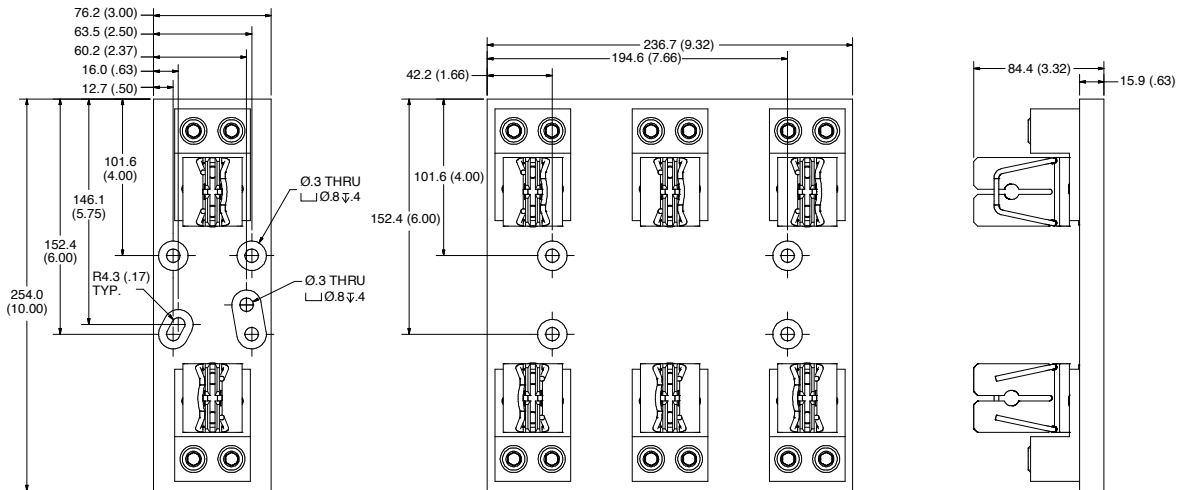
LF SERIES CLASS J FUSE BLOCKS

Dimensions mm (inches)

600 V 200 A



600 V 400 A



600 V 600 A

